

Shared Christian Praxis

CHAPTER 14

A photograph of middle school students working together at a table, overlaid with an orange tint. The text 'Middle School' is written in white at the bottom of this section.

Middle School

A photograph of a group of students, including a young man in a suit and tie, smiling, overlaid with a blue tint. The text 'Confirmation' is written in white at the bottom of this section.

Confirmation

A photograph of a group of students sitting on a couch and talking, overlaid with a green tint. The text 'Youth Ministry' is written in white at the bottom of this section.

Youth Ministry

S
p
e
c
i
a
l
i
z
a
t
i
o
n

Send a tweet

- ▶ 280 characters
- ▶ About you as a catechist
- ▶ #Lifelonglearner
- ▶ #Iloveteens




Let's follow Jesus' example

- ▶ Jesus was about Relationships
- ▶ Jesus loves us where we are at....
- ▶ Jesus didn't use a cookie cutter approach to conversion of people
- ▶ Jesus' call was not limited to the learned Rabbi's or leaders of the faith

John 8:15

*"You judge according to the flesh,
I judge no man."*





The BIG 3

- ▶ 2 years
- ▶ High School
- ▶ Parish based and appropriate for that community

What is required?

- ▶ Suitable instructed
 - ▶ Able to participate in the rite of Confirmation
 - ▶ Able to renew Baptismal promises
 - ▶ Catechized as appropriate to age
- ▶ Properly disposed
 - ▶ Attitude of openness
 - ▶ Relationship with God as Father , Son and Holy Spirit
 - ▶ Relationship with Church—Universal and Parish
- ▶ Other
 - ▶ Participated in the Sacrament of Reconciliation
 - ▶ Has a sponsor

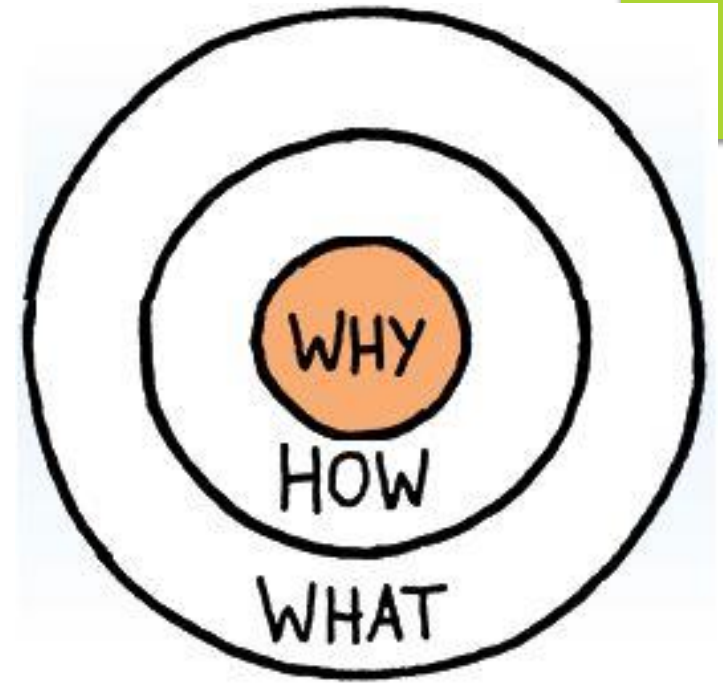
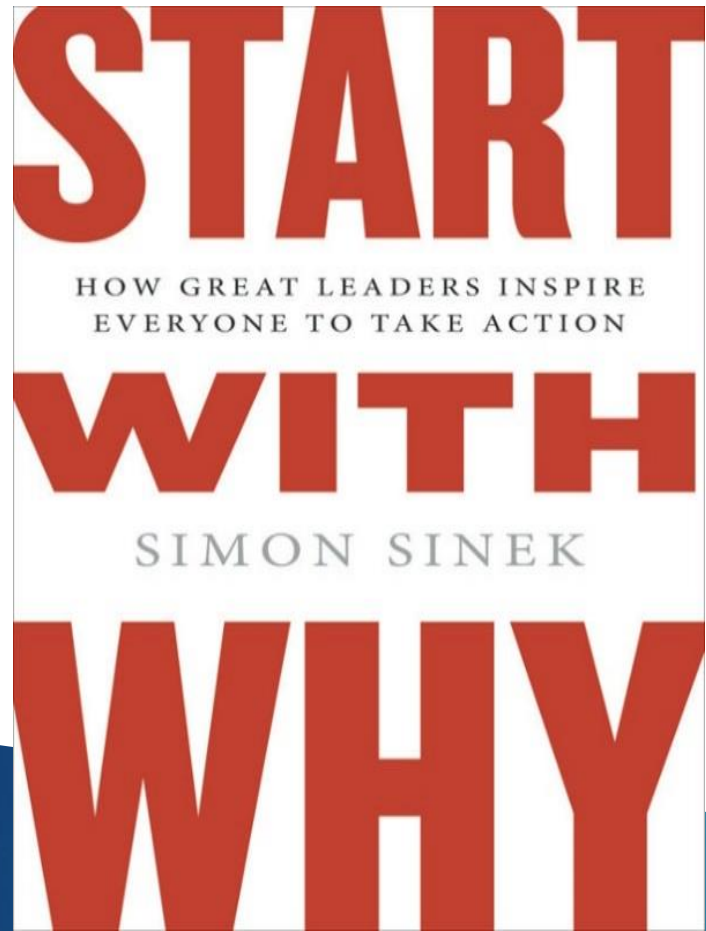
BEGIN WITH
THE END
IN MIND

Stephen Covey

8/23/2019


What is
necessary for
Catechetical
Sessions?







<https://www.youtube.com/watch?v=IPYeClXpxw>





Find a partner

A photograph of several people's hands stacked in a circle, symbolizing teamwork or support. The image is overlaid with a blue tint. A yellow vertical bar is visible in the top right corner.

Courses you have
taken



New

Find a partner

A photograph showing a group of people's hands stacked together in a circle, symbolizing teamwork and sports. The hands are of various skin tones and are wearing different colored bracelets. The background is blurred, showing a person in a blue shirt and a yellow sash. The text "Clubs or Sports" is overlaid in white at the bottom left.

Clubs or Sports



Another New

Find a partner


A photograph of a group of people, likely a community or church group, with their hands clasped together in a circle. The image is overlaid with a semi-transparent blue filter. The text is centered over the image.

Topics you think all
Catholics should be
familiar



Yet Another New

Find a partner

A group of people, likely a team, are shown from the chest down, with their hands stacked in a circle. The image is overlaid with a semi-transparent blue filter. The text is centered over the image. A small yellow rectangular graphic is located in the top right corner.

Words or ideas you
remember from the
Start with Why video



Catechesi Tradendae

- ▶ The name of catechesis was given to the whole of the efforts within the Church to make disciples, to help people to believe that Jesus is the Son of God, so that believing they might have life in His name, and to educate and instruct them in this life and thus build up the Body of Christ. (no.1)

Our
why
is...



▶ #discipleship



#Let's do this!

Shared Christian Praxis

Shared Christian Praxis is a process of thinking about life and where God is actively present, learning from it, reflecting on it, and letting it motivate our action.

It helps us to answer the question “ So What ? ” – What does this mean for me as a young person of faith? What difference will this church teaching make and how will it shape or impact my life?


Tom Groome

- ▶ Started as a high school teacher
- ▶ Teaches at Boston College
- ▶ Father of the
Shared Christian Praxis





Freedom Writers






Taking Life to Faith and Faith to Life

8/23/2019



The End

NEXT EXIT 



Religious
Education
should be
more than a
cognitive
approach

Shared Christian Praxis

SHARED CHRISITAN PRAXIS

Date and Time

Session Goal

TRUSTING: *Measurable objective about trusting- Our faith is based on a relationship between God and Us. In this session how do I express that?*

BELIEVING: *Measurable objective about belief. Our faith asks us to believe doctrine, faith themes, etc. What belief themes will be taught in the session?*

DOING: *Measurable objective about our response or action. -Our faith is based on faith and works. What are you asking the young people to do?*

Catechists

Resources Needed

Roll Sheet, Pen, handouts, laptop, Speakers, tape

Set Up

Room set up

FOCUSING ACTIVITY

- a. What is the particular focus of your learning experience?
- b. What is your focusing question/activity for this learning experience?
- c. How will you engage the participants in identifying their present action?

MOVEMENT ONE: NAMING- EXPERIENCING LIFE

- A. How will you engage the participants in expressing their own life activity (knowing, action, feeling) or that of their community, culture or society that underlines the theme, topic or concept of the learning experience?
- B. How does their life experience inform the topic at hand?

MOVEMENT TWO: REFLECTING TOGETHER

- a. How will you engage in the participants in telling a story(s) that explains their present action?
- b. How will you engage them in critically reflecting on their present action in light of the broader picture?
- c. How will you engage them in identifying the consequences of their action and the implications for future living?

MOVEMENT THREE: DISCOVERING THE CHRISTIAN STORY & VISION

- a. What story(s) will you present? What Vision will you offer? Does it reflect the most informed understanding of the church and your faith community?
- b. What resources will you use?
- c. How will you creatively and imaginatively present the story and the vision?

MOVEMENT FOUR: OWNING THE FAITH

- How will you engage the participants in a dialogue between their story and the story and vision of the Christian story? How do you help the participants see that their story is the Christian story?

MOVEMENT FIVE: REFLECTING THE FAITH

- In light of the entire learning experience, how will you engage the participants in deciding on what action to take (personally, interpersonally, socially/politically).

Based on the works of Thomas Groome

Our Goal for today

30

- ▶ By the end of our session participants will understand the Shared Christian Praxis and how to use it when planning a session.

8/23/2019

Objectives for today

- ▶ **Trusting:** By the end of our session the participants will have the skills to plan Sessions that not only touch the mind but also touch the heart.
- ▶ **Believing:** By the end of our session the participants will have explored the Catechist's call to holiness.
- ▶ **Doing:** By the end of our session the participants will have tools to use the Shared Christian Praxis and an opportunity to learn from one another.

Shared Christian Praxis

- ▶ Main Idea of Session: *The goal or mission of the session*
- ▶ Learning Objectives
 - ▶ Trusting:
 - ▶ Believing
 - ▶ Doing

Shared Christian Praxis

33

8/23/2019

- ▶ Main Idea of Session: Learning Objectives
 - ▶ Trusting: *Measurable objective about trusting- Our faith is based on a relationship between God and Us. In this session how will I express that, given my topic?*
 - ▶ Believing
 - ▶ Doing

Shared Christian Praxis

- ▶ Main Idea of Session: Learning Objectives
 - ▶ Trusting:
 - ▶ Believing: *Measurable objective about belief. Our faith asks us to believe doctrine, faith themes, etc. What belief themes will be taught in the session? How are you going to enable children/teens/adults to believe this truth?*
 - ▶ Doing

Shared Christian Praxis

35


8/23/2019

- ▶ Main Idea of Session: Learning Objectives
 - ▶ Trusting:
 - ▶ Believing
 - ▶ Doing: *Measurable objective about our response or action. -Our faith is based on works. What are you asking the children/teens/adults to do?*

- ▶ Shared Christian Praxis
 - ▶ The Session Plan:
 - ▶ Focusing Activity
 - ▶ Naming-Experiencing Life
 - ▶ Reflecting Together
 - ▶ Discovering the Christian Story
 - ▶ Integrating-Owning the Faith
 - ▶ Responding in Faith

- ▶ If you want me to speak for an hour --give me a moment's notice;
- ▶ If you want me to speak for half an hour, -- give me a day's notice;
- ▶ If you want me to speak for five minutes --give me a week.

Winston Churchill



▶ Shared Christian Praxis

▶ The Session Plan: *Outline*

- ▶ Focusing Activity
- ▶ Naming-Experiencing Life
- ▶ Reflecting Together
- ▶ Discovering the Christian Story
- ▶ Integrating-Owning the Faith
- ▶ Responding in Faith

▶ Shared Christian Praxis

▶ The Session Plan

- ▶ Focusing Activity: *The activity, movie clip, game, song, skit, poster, or prayer that teases the topic. It sets the stage. It makes the transition from our real life and this session*
- ▶ Naming-Experiencing Life
- ▶ Reflecting Together
- ▶ Discovering the Christian Story
- ▶ Integrating-Owning the Faith
- ▶ Responding in Faith

▶ Shared Christian Praxis

▶ The Session Plan

▶ Focusing Activity:

▶ Experiencing Life: *How does this topic fit into their life? What do they know about the topic? How does it fit into their way of thinking?*

▶ Reflecting Together

▶ Discovering the Christian Story

▶ Integrating-Owning the Faith

▶ Responding in Faith

▶ Shared Christian Praxis

▶ The Session Plan

▶ Focusing Activity

▶ Naming-Experiencing Life

▶ Reflecting Together: *The activity, which will help the participants explain their experience of this topic. Sometime they have no idea how—but help them to see the topic with new eyes.*

▶ Discovering the Christian Story

▶ Integrating-Owning the Faith

▶ Responding in Faith

- ▶ Shared Christian Praxis
 - ▶ The Session Plan
 - ▶ Focusing Activity
 - ▶ Naming-Experiencing Life
 - ▶ Reflecting Together:
 - ▶ Discovering the Christian Story: *The teaching part. Tell, witness, imaginatively present the church's teaching on the topic.*
 - ▶ Integrating-Owning the Faith
 - ▶ Responding in Faith

- ▶ Shared Christian Praxis
 - ▶ The Session Plan
 - ▶ Focusing Activity
 - ▶ Experiencing Life
 - ▶ Reflecting Together
 - ▶ Discovering the Christian Story
 - ▶ Integrating-Owning the Faith: *The role play, discussion, activity which helps the students to believe this topic is also a part of their faith journey.*
 - ▶ Responding in Faith

▶ Shared Christian Praxis

▶ The Session Plan

▶ Focusing Activity

▶ Naming-Experiencing Life

▶ Reflecting Together

▶ Discovering the Christian Story

▶ Integrating-Owning the Faith

▶ Responding in Faith: *In light of the learning experience, how will participants be challenged to decide what action to take (socially, personally, interpersonally) What is their response? How will the participant live differently?*



Got it?

▶ Ok you do it!

▶ Wait let's try it one more time.

Sample Shared Christian Praxis

- ▶ Main Idea of Session:
- ▶ *To share an overview of the Liturgical*
- ▶ Learning Objectives
 - ▶ Trusting:
 - ▶ Believing
 - ▶ Doing



Sample Shared Christian Praxis

- ▶ Main Idea of Session: *Students will understand the ebb and flow of the liturgical year.*
- ▶ Learning Objectives
 - ▶ Trusting:
 - ▶ Believing
 - ▶ Doing

- ▶ Main Idea of Session: Learning Objectives
 - ▶ Trusting: *By the end of the session students will be introduced to the ebb and flow of the major season of our liturgical calendar*
 - ▶ Believing
 - ▶ Doing

- ▶ Main Idea of Session: Learning Objectives
 - ▶ Trusting:
 - ▶ Believing: *By the end of the session students will believe that the authors of the liturgical calendar are telling the story of Jesus over a one year period.*
 - ▶ Doing

- ▶ Main Idea of Session: Learning Objectives
 - ▶ Trusting:
 - ▶ Believing
 - ▶ Doing: *By the end of the session students will be able to place major liturgical seasons and events on a calendar. Be acquainted with Liturgical Color and season, and see how the liturgical has a rhythm much like their lives.*

- ▶ Shared Christian Praxis
 - ▶ The Session Plan
 - ▶ Focusing Activity: *Try to put the liturgical year in order—An icebreaker*
Naming--Experiencing Life
 - ▶ Reflecting Together
 - ▶ Discovering the Christian Story & Vision
 - ▶ Integrating Owning the Faith
 - ▶ Responding in Faith

- ▶ Shared Christian Praxis
 - ▶ The Session Plan
 - ▶ Focusing Activity:
 - ▶ Naming--Experiencing Life: *Where does your birthday fit into the year?*
Reflecting Together
 - ▶ Discovering the Christian Story & Vision
 - ▶ Integrating Owning the Faith
 - ▶ Responding in Faith

- ▶ Shared Christian Praxis
 - ▶ The Session Plan
 - ▶ Focusing Activity
 - ▶ Naming--Experiencing Life
 - ▶ Reflecting Together: *Each group becomes a season. Participants must come up with the color, a story from the Bible that fits into this season, a liturgical song, a popular song, movie and story that is like this liturgical theme.*
 - ▶ Discovering the Christian Story & Vision
 - ▶ Integrating Owning the Faith
 - ▶ Responding in Faith

- ▶ Shared Christian Praxis
 - ▶ The Session Plan
 - ▶ Focusing Activity
 - ▶ Naming Experiencing Life
 - ▶ Reflecting Together:
 - ▶ Discovering the Christian Story & Vision: *Teach about the Liturgical year.*
 - ▶ Integrating Owning the Faith
 - ▶ Responding in Faith

- ▶ Shared Christian Praxis
 - ▶ The Session Plan
 - ▶ Focusing Activity
 - ▶ Naming Experiencing Life
 - ▶ Reflecting Together
 - ▶ Discovering the Christian Story & Vision
 - ▶ Integrating--Owning the Faith: *Choose one story found in your liturgical season and write a homily.*
 - ▶ Responding in Faith

- ▶ Shared Christian Praxis
 - ▶ The Session Plan
 - ▶ Focusing Activity
 - ▶ Naming--Experiencing Life
 - ▶ Reflecting Together
 - ▶ Discovering the Christian Story & Vision
 - ▶ Integrating Owning the Faith
 - ▶ Responding in Faith: *Using the current Liturgical season, plan a liturgically rich blessing for the end of the session. Write a prayer for a family member tied to the liturgical season.*

Shared Christian Praxis

► Questions



Ready to roll up your sleeves?

59



8/23/2019

Your Turn



- ▶ 40 minutes
- ▶ Pass out the Shared Christian Praxis worksheet
- ▶ Choose a scribe
- ▶ In short phrases transfer the ideas for the objectives and movements onto easel paper

Your Turn

- ▶ Main Idea of the Session
 - ▶ Learning Objectives
 - ▶ Trusting, Believing, Doing
 - ▶ The Session Plan:
 - ▶ Focusing Activity
 - ▶ Experiencing Life
 - ▶ Reflecting Together
 - ▶ Discovering the faith story
 - ▶ Owning the Faith
 - ▶ Responding in Faith

For your presentation

- ▶ One more thing...

8/23/2019



Do everything in

A green clock face with white tick marks and hands. The text '8 SECONDS' is written in large, white, bold, sans-serif capital letters across the center of the clock. The hands are red and green.

8 SECONDS

#loveGenZ

You topic is

▶ To Encounter Christ

For your presentation

- ▶ Write the subject of the topic
- ▶ Write a one sentence objective (trusting, believing, or doing)
- ▶ Write a one sentence describing what you're going to do for each movement.
- ▶ Highlight one of them, the one where there is a great deal of passion.
- ▶ Write them out on an easel paper, and be willing to present your lesson at 11:37

How does Jesus send you?

He promises neither sword, nor money, nor any of the things which the means of social communications make attractive to people today. He gives you instead grace and truth. He sends you out with the powerful message of his paschal mystery, with the truth of the cross and resurrection. That is all he gives you, and that is all you need-

(Pope John Paul II, World Youth Day 1996).

#Missionary Disciples



8/23/2019

Questions, comments,
confusion?

Talk to us at lunch



Let us
pray...

